

Fingerprint Capturing and Uploading Guidelines



Gateway to Digital Pakistan

When applying fingerprints on paper, make sure that you do not roll the fingers, slightly place fingerprint impressions (using inkpad) where required.

Ensure fingerprints are not smudged. If the fingerprints are smudged, re-print the verifier form and apply fingerprints again.

Ensure fingerprints are placed in correct sequence.

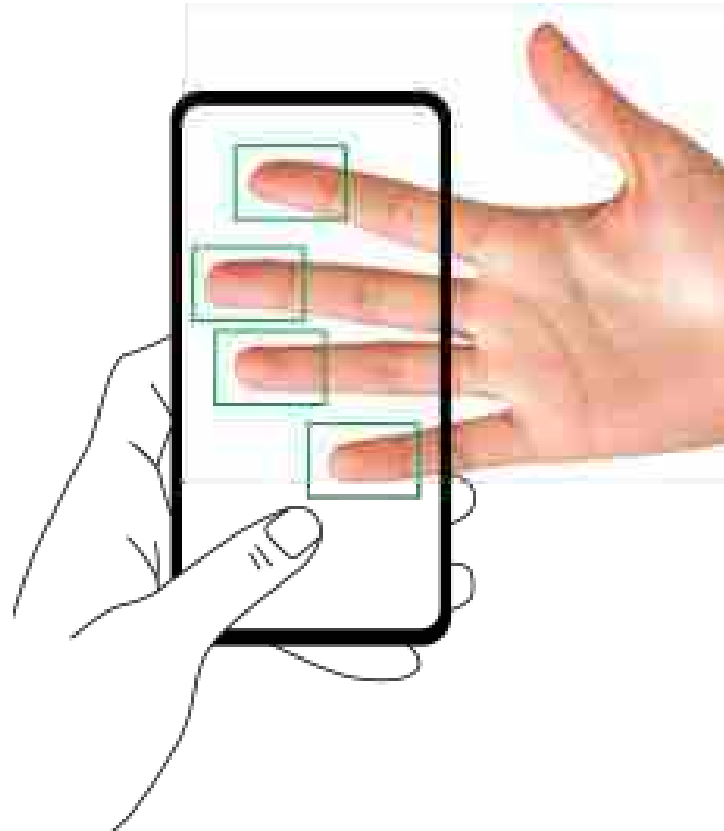
Fill up the form completely and make sure that the information provided on the form is correct to the best of your knowledge. Please note that providing fake information or fake documents would lead to legal proceedings against the applicant.

Once the form is filled, scan the form.

Ensure that the form is scanned at 600 DPI resolution and is not converted to 600 DPI through any software. Scan the form in gray scale, and save it in JPG/JPEG format.



The maximum limit for uploading the file is 10 MB. Ensure that the file size is less than 10 MB.

Upload the form.



Fingerprints via *Pak-ID* Mobile Application

You can also capture your fingerprint through *Pak-ID* mobile application.



Fingerprint Capturing Examples

